


SP5T

Pin-Diode Non-Reflective and Reflective Switches - Single Pole Five Throw

The CMIK5 series of reflective and non-reflective single pole, five throw pin-diode switches span the frequency range of 20MHz to 18GHz. The switches are available in a wide variety of standard frequency ranges from cost effective narrowband to high performance broadband. Each switch incorporates a TTL-compatible driver with discrete logic inputs for convenient system integration and operates from +5V and -5 to -15 DC power supplies. Standard screened devices incorporate epoxy sealed lids and undergo a stringent yet cost effective screening cycle.

Applications:

- EW Systems
- Communications Systems
- Antenna Selectors
- Test Equipment
- Electronic Simulators
- Filter Selectors



Ordering Information:

- Delivery: Stock to eight weeks
- Additional options: Switches can be modified for custom applications. Contact the factory to discuss specific requirements.

CALL OUR SALES DEPARTMENT FOR MORE INFORMATION OR VARIATIONS OF THIS PRODUCT.

Corry Micronics, Inc. One Plastics Rd. - Corry, PA 16407
(814) 664-7728 Fax (814) 664-4582 www.cormic.com

Corry Micronics Inc. herein referred to CMI, believes this information to be accurate, but makes no warranties, expressed or implied as to the accuracy of this document. CMI assumes no liability for any injury, loss, damage, direct or consequential arising from the use of our products. User assumes all risk whatsoever in connection with it's intended use. CMI also reserves the right to change this document without notice.

Non-Reflective Switches							
Part Number	Frequency Range	Insertion Loss(dB max)	VSWR (max)	Isolation(dB min)	SWSP (nsec) (max)	RF Power (WCW) (max)	Package
CMIK5-A24-111	0.02 GHz – 0.5 GHz	1.6	1.5	80	100	1.0	W501,W502
CMIK5-B24-111	0.5 GHz - 1 GHz	1.7	1.5	80	100	1.0	W501,W502
CMIK5-C24-111	1 GHz - 2GHz	1.5	1.5	80	50	1.0	W501,W502
CMIK5-D24-111	2 GHz - 4GHz	1.9	1.5	80	50	1.0	W501,W502
CMIK5-E23-111	4 GHz - 8GHz	2.3	1.7	60	50	1.0	W501,W502
CMIK5-F23-111	8GHz - 12 GHz	2.9	1.5	60	50	0.5	W501,W502
CMIK5-G23-111	1 2GHz - 18 GHz	3.5	2.0	60	50	0.5	W501,W502
CMIK5-123-111	0.02 GHz - 3GHz	2.8	2.0	60	200	1.0	W501,W502
CMIK5-223-111	2 GHz - 18GHz	3.6	2.2	60	50	1.0	W501,W502

CALL OUR SALES DEPARTMENT FOR MORE INFORMATION OR VARIATIONS OF THIS PRODUCT.

**Corry Micronics, Inc. One Plastics Rd. - Corry, PA 16407
(814) 664-7728 Fax (814) 664-4582 www.cormic.com**

Corry Micronics Inc. herein referred to CMI, believes this information to be accurate, but makes no warranties, expressed or implied as to the accuracy of this document. CMI assumes no liability for any injury, loss, damage, direct or consequential arising from the use of our products. User assumes all risk whatsoever in connection with it's intended use. CMI also reserves the right to change this document without notice.

Reflective Switches							
Part Number	Frequency Range	Insertion Loss(dB max)	VSWR (max)	Isolation(dB min)	SWSP (nsec) (max)	RF Power (WCW) (max)	Package
CMIK5-A24-111	0.02 GHz – 0.5 GHz	1.5	1.5	80	100	1.0	W501,W502
CMIK5-B24-111	0.5 GHz - 1 GHz	1.6	1.5	80	100	1.0	W501,W502
CMIK5-C24-111	1 GHz - 2GHz	1.3	1.5	80	50	1.0	W501,W502
CMIK5-D24-111	2 GHz - 4GHz	1.5	1.5	80	50	1.0	W501,W502
CMIK5-E23-111	4 GHz - 8GHz	1.8	1.7	60	50	1.0	W501,W502
CMIK5-F23-111	8GHz - 12 GHz	2.1	1.5	60	50	0.5	W501,W502
CMIK5-G23-111	12GHz - 18 GHz	2.9	2.0	60	50	0.5	W501,W502
CMIK5-123-111	0.02 GHz - 3GHz	2.6	2.0	60	200	1.0	W501,W502
CMIK5-223-111	2 GHz - 18GHz	2.8	2.2	60	50	1.0	W501,W502
CMIK5-214-111	2 GHz - 18GHz	3.0	2.2	80	50	1.0	W501,W502

CALL OUR SALES DEPARTMENT FOR MORE INFORMATION OR VARIATIONS OF THIS PRODUCT.

Corry Micronics, Inc. One Plastics Rd. - Corry, PA 16407
(814) 664-7728 Fax (814) 664-4582 www.cormic.com

Corry Micronics Inc. herein referred to CMI, believes this information to be accurate, but makes no warranties, expressed or implied as to the accuracy of this document. CMI assumes no liability for any injury, loss, damage, direct or consequential arising from the use of our products. User assumes all risk whatsoever in connection with it's intended use. CMI also reserves the right to change this document without notice.

ELECTRICAL NOTES	MECHANICAL SPECIFICATIONS
DC Bias: +5.0 +/- 0.5V @ 200mA max. -5.0 +/- .5V @ 50mA max.	Case Style: Outline W603,W602(Standard)
Control: TTL Logic 0: Low Loss TTL Logic 1: Isolation C1 Controls J1 – J0 C2 Controls J2 – J0 C3 Controls J3 – J0 C4 Controls J4 – J0	Finish: gold plating for brass material *
Power Handling: 1 watt	Connectors: SMA female per MIL-C-39012
	Bias and Control: 0.020" dia x 0.15" long solder pins
	Weight:
	Mounting: (4) 2.2 mm dia through holes

*Passivation for aluminum material.

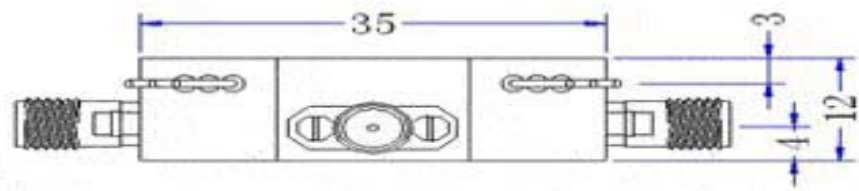
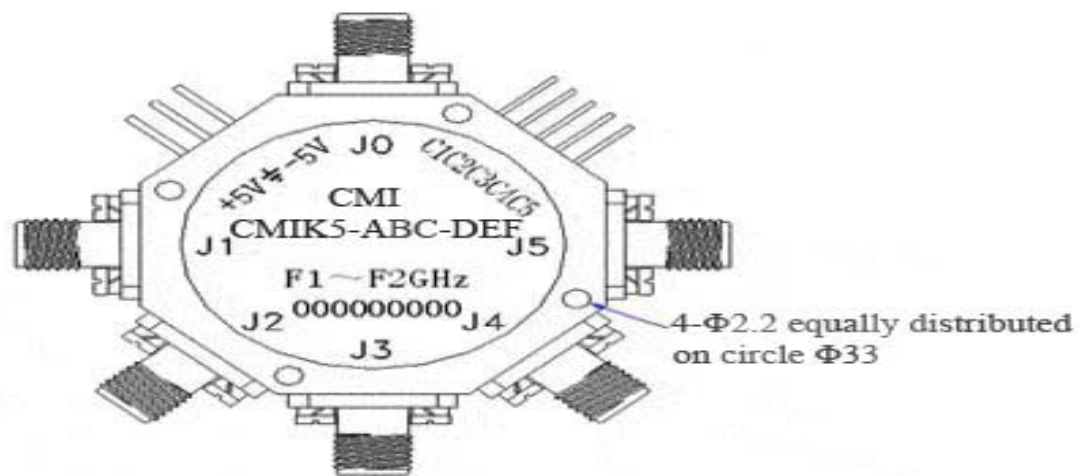
Other finish is available according to the customer's requirements.

Note: For faster speed, other power supply and controls, higher power handling and isolation, non driven; please contact the factory to discuss your requirements.

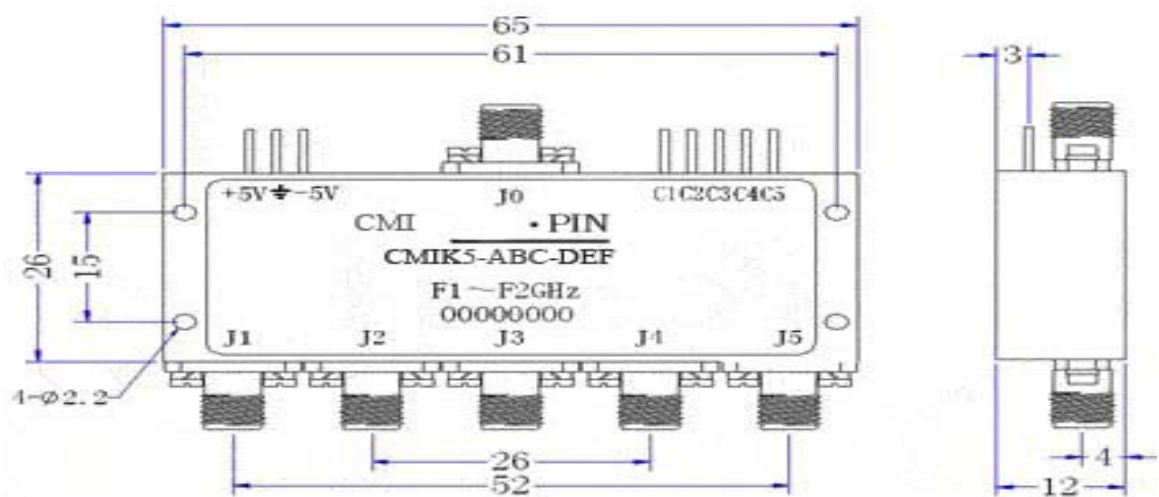
CALL OUR SALES DEPARTMENT FOR MORE INFORMATION OR VARIATIONS OF THIS PRODUCT.

Corry Micronics, Inc. One Plastics Rd. - Corry, PA 16407
(814) 664-7728 Fax (814) 664-4582 www.cormic.com

Corry Micronics Inc. herein referred to CMI, believes this information to be accurate, but makes no warranties, expressed or implied as to the accuracy of this document. CMI assumes no liability for any injury, loss, damage, direct or consequential arising from the use of our products. User assumes all risk whatsoever in connection with it's intended use. CMI also reserves the right to change this document without notice.



W501



W502

CALL OUR SALES DEPARTMENT FOR MORE INFORMATION OR VARIATIONS OF THIS PRODUCT.

**Corry Micronics, Inc. One Plastics Rd. - Corry, PA 16407
(814) 664-7728 Fax (814) 664-4582 www.cormic.com**

Corry Micronics Inc. herein referred to CMI, believes this information to be accurate, but makes no warranties, expressed or implied as to the accuracy of this document. CMI assumes no liability for any injury, loss, damage, direct or consequential arising from the use of our products. User assumes all risk whatsoever in connection with it's intended use. CMI also reserves the right to change this document without notice.